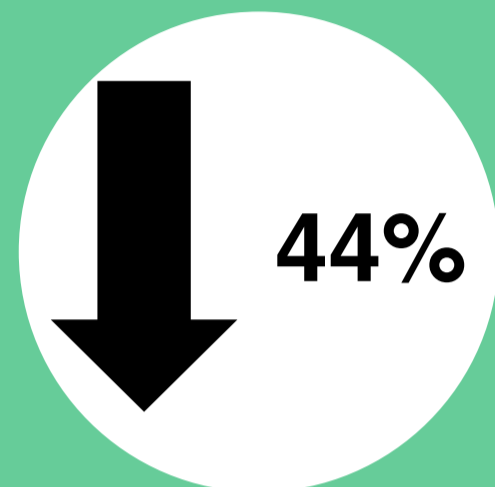


Comparative Demographics | West Lake Hills vs. Austin

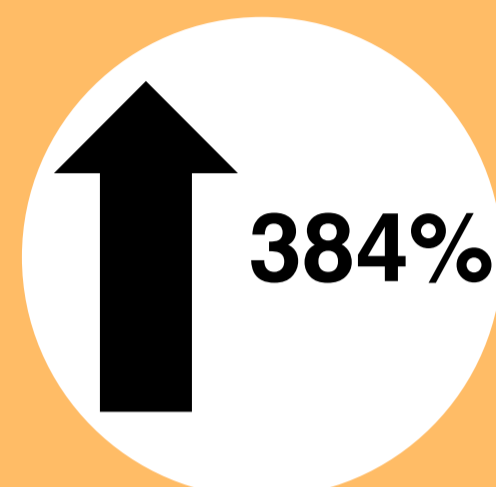
ANNUAL POPULATION GROWTH

West Lake Hills
44% LOWER
than
Austin



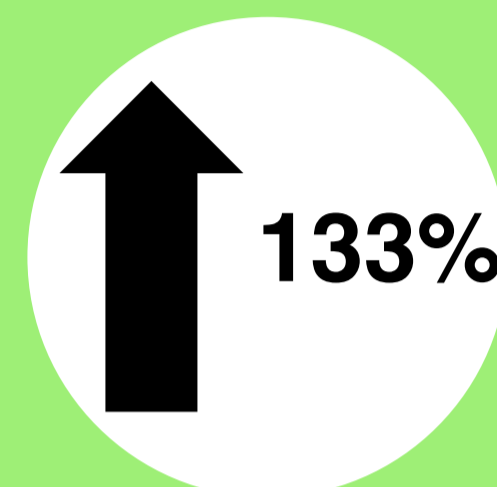
% HOME VALUES \$500,000+

West Lake Hills
384% HIGHER
than
Austin



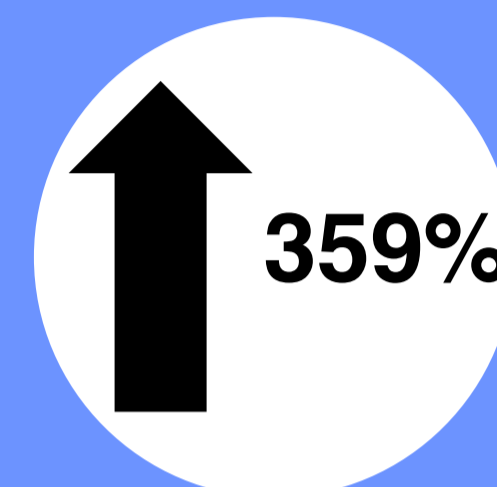
% HOUSEHOLD INCOMES \$100,000+

West Lake Hills
133% HIGHER
than
Austin



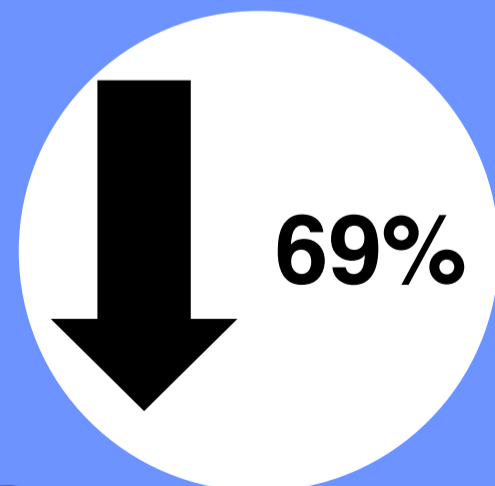
% HOUSEHOLD NET WORTH \$500,000+

West Lake Hills
359% HIGHER
than
Austin



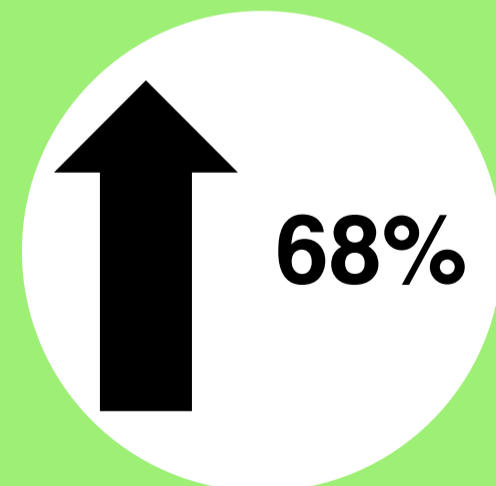
CRIME INDEX

West Lake Hills
69% LOWER
than
Austin



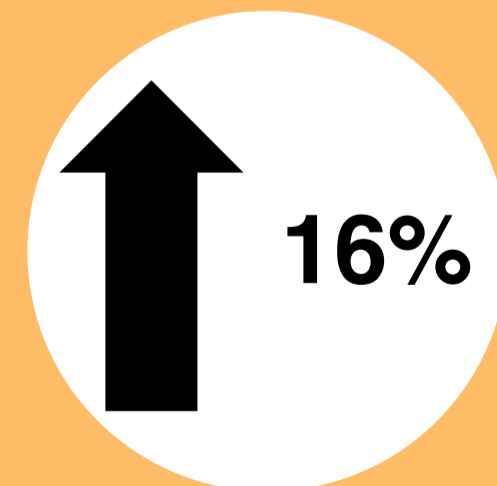
% ADULTS AT LEAST BACHELOR'S DEGREE

West Lake Hills
68% HIGHER
than
Austin



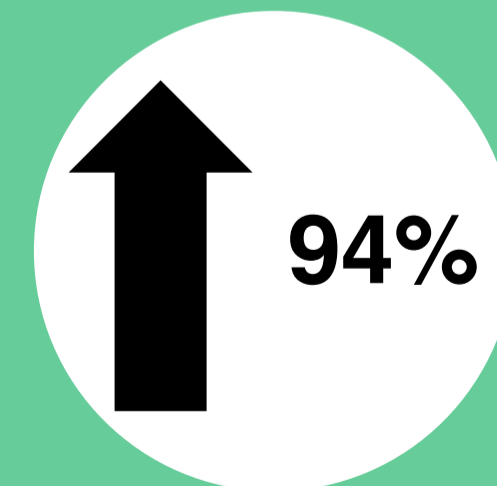
% HOMES WITH CHILDREN

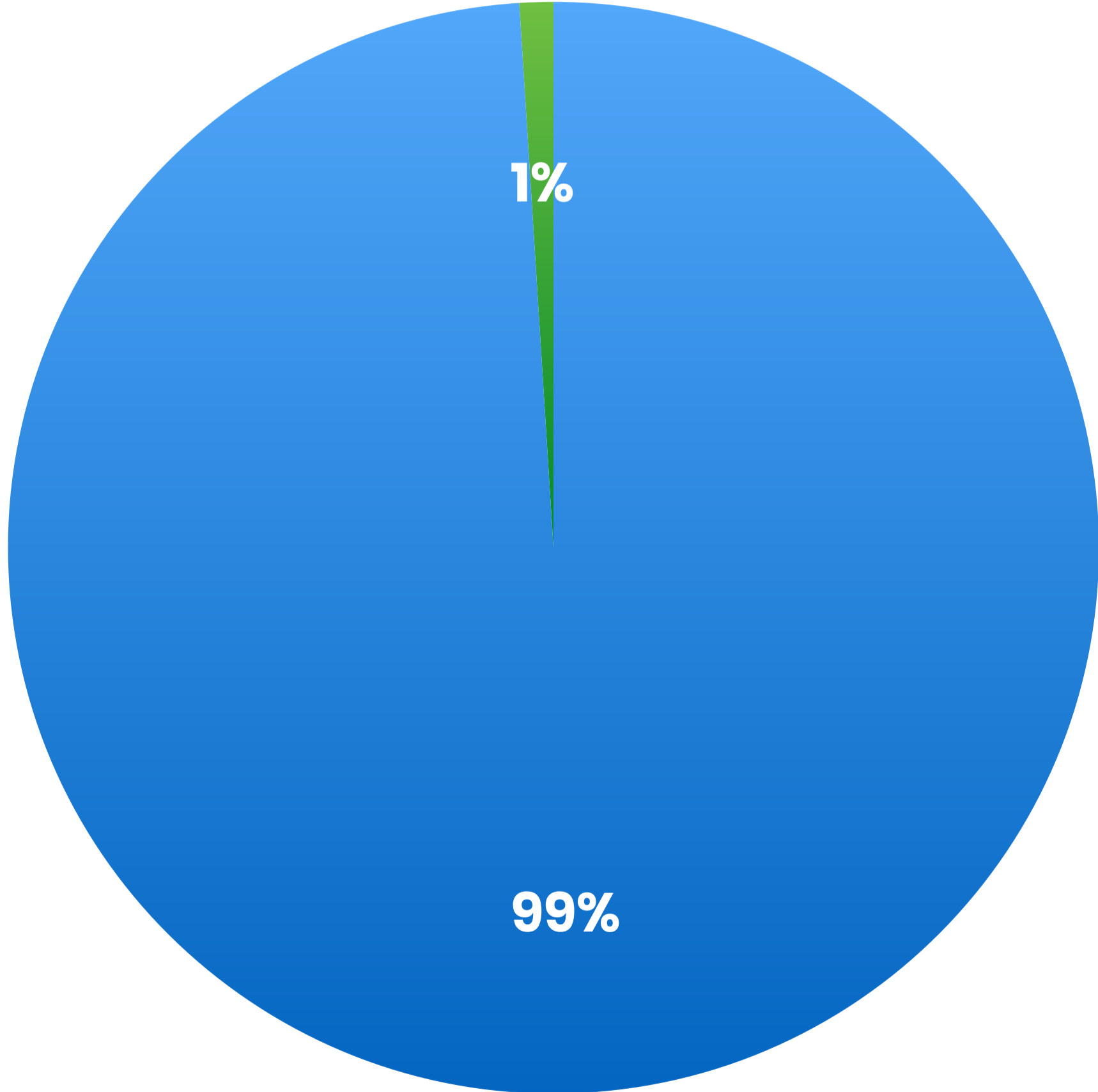
West Lake Hills
16% HIGHER
than
Austin



% HOMES OWNER OCCUPIED

West Lake Hills
94% HIGHER
than
Austin





99% Top Tier

- 2.9 avg. household size
- 37 median age
- 80% own single family homes
- Majority married with children
- Routinely eat out
- Paying off student & second loans
- Work from home when possible

1% Savvy Suburbanites

- 2.8 avg. household size
- 44 median age
- 48% college graduates
- 90%+ owner occupied homes
- Many empty nesters
- Well connected via internet
- Enjoy good food and wine

Infographics | West Lake Hills

KEY FACTS

3,329

Population



Average Household Size

50.6

Median Age

\$167,792

Median Household Income

EDUCATION

1%

No High School Diploma



5%

High School Graduate



11%

Some College



83%

Bachelor's/Grad/Prof Degree

BUSINESS



850

Total Businesses



7,788

Total Employees

EMPLOYMENT



91%

White Collar

4%

Blue Collar

5%

Services



2.7%
Unemployment Rate

INCOME



\$167,792

Median Household Income



\$93,263

Per Capita Income



\$500,001

Median Net Worth

Households By Income

The largest group: \$200,000+ (39.8%)

The smallest group: \$25,000 - \$34,999 (0.8%)

Indicator	Value	Difference	
<\$15,000	3.0%	-7.0%	<div style="width: 100%; height: 10px; background-color: green;"></div>
\$15,000 - \$24,999	2.5%	-5.4%	<div style="width: 100%; height: 10px; background-color: green;"></div>
\$25,000 - \$34,999	0.8%	-8.0%	<div style="width: 100%; height: 10px; background-color: green;"></div>
\$35,000 - \$49,999	2.5%	-9.9%	<div style="width: 100%; height: 10px; background-color: green;"></div>
\$50,000 - \$74,999	10.0%	-7.2%	<div style="width: 100%; height: 10px; background-color: green;"></div>
\$75,000 - \$99,999	4.9%	-6.8%	<div style="width: 100%; height: 10px; background-color: green;"></div>
\$100,000 - \$149,999	18.6%	+3.5%	<div style="width: 100%; height: 10px; background-color: blue;"></div>
\$150,000 - \$199,999	17.9%	+10.8%	<div style="width: 100%; height: 10px; background-color: blue;"></div>
\$200,000+	39.8%	+30.0%	<div style="width: 100%; height: 10px; background-color: blue;"></div>

Bars show deviation from
Travis County

Area Map | West Lake Hills

