
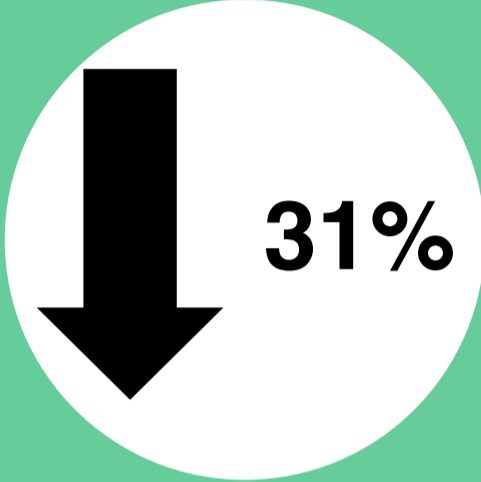


Comparative Demographics | Barton Hills vs. Austin


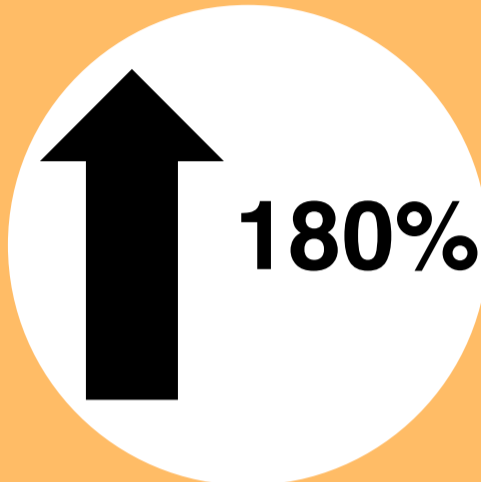
ANNUAL POPULATION GROWTH

Barton Hills
31% LOWER
than
Austin




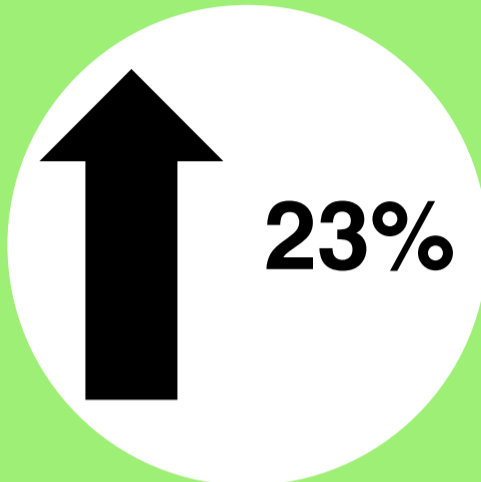
% HOME VALUES \$500,000+

Barton Hills
180% HIGHER
than
Austin




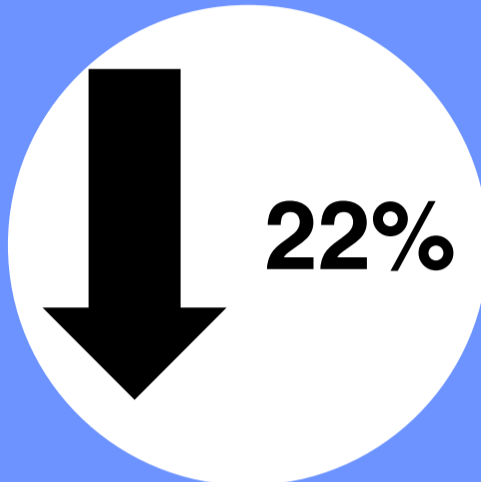
% HOUSEHOLD INCOMES \$100,000+

Barton Hills
23% HIGHER
than
Austin





% HOUSEHOLD NET WORTH \$500,000+

Barton Hills
22% LOWER
than
Austin




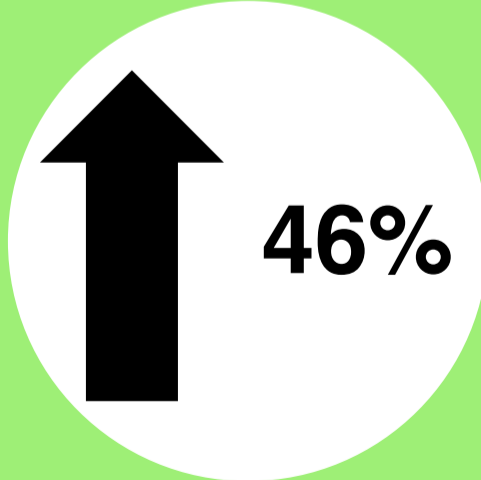
CRIME INDEX

Barton Hills
54% HIGHER
than
Austin




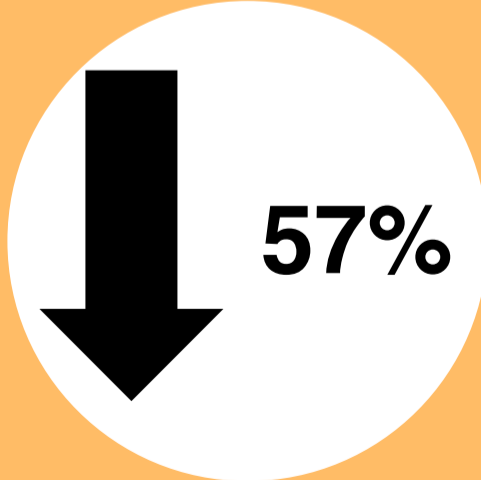
% ADULTS AT LEAST BACHELOR'S DEGREE

Barton Hills
46% HIGHER
than
Austin




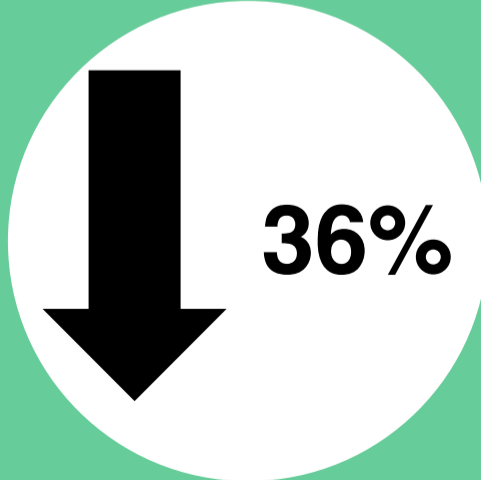
% HOMES WITH CHILDREN

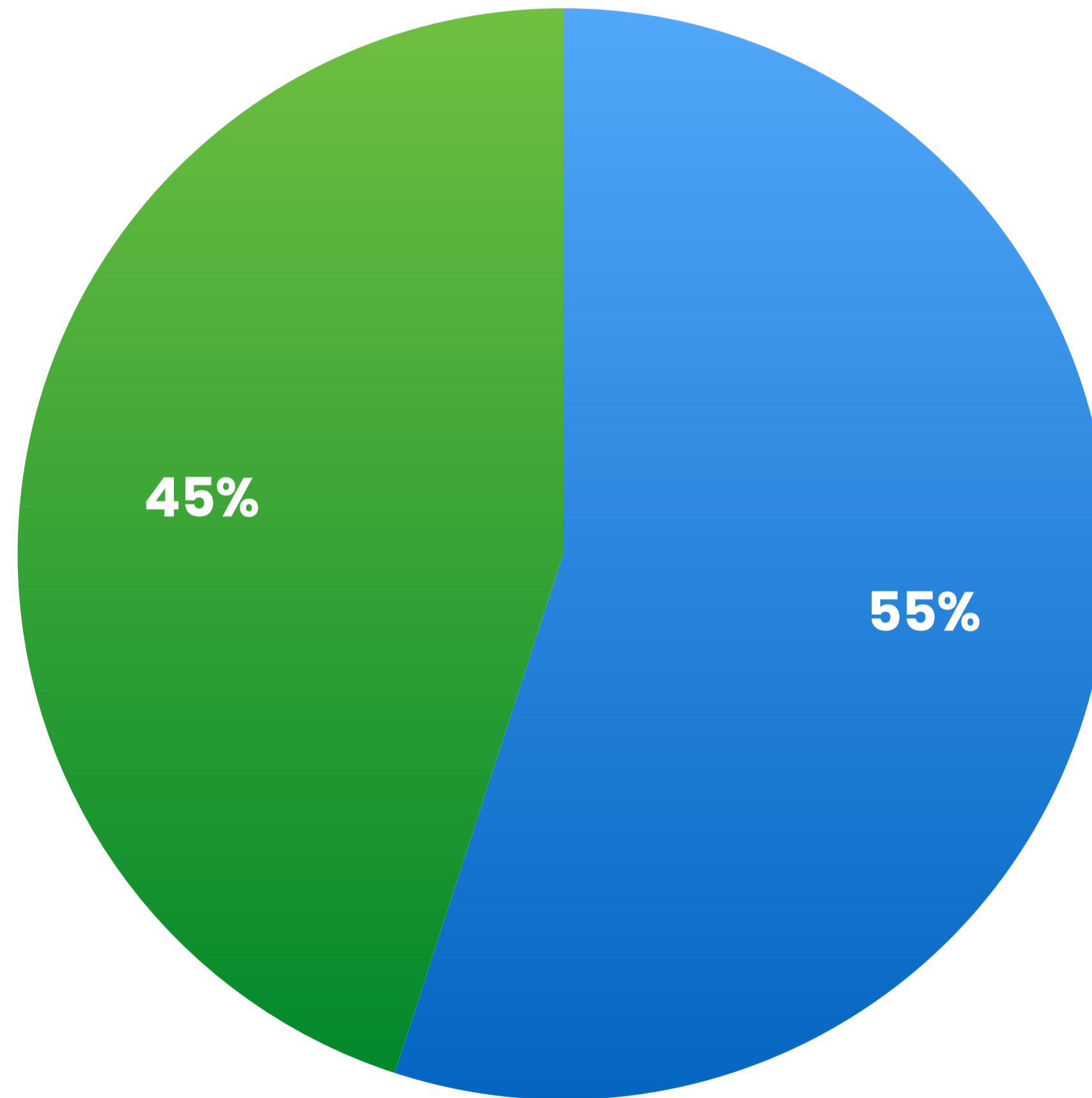
Barton Hills
57% LOWER
than
Austin



% HOMES OWNER OCCUPIED

Barton Hills
36% LOWER
than
Austin





55% Metro Renters

- 1.7 avg. household size
- 32 median age
- Fast growing Tapestry Segment
- Well educated, many in school
- Fine arts, education, creativity
- Socializing and social status important
- Computers & mobile devices normal

45% Emerald City

- 2.1 avg. household size
- 37 median age
- Well educated
- Cell phones & text the norm
- 50%+ homes are rentals
- Buy & eat organic foods
- Interested in fine arts & music

Infographics | Barton Hills

KEY FACTS

9,008

Population



Average Household Size

35.1

Median Age

\$68,053

Median Household Income

BUSINESS



700

Total Businesses



8,673

Total Employees

INCOME



\$68,053

Median Household Income



\$59,060

Per Capita Income



\$31,840

Median Net Worth

EDUCATION

2%

No High School Diploma



7%

High School Graduate



19%

Some College



72%

Bachelor's/Grad/Prof Degree

EMPLOYMENT



White Collar

83%



Blue Collar

6%



Services

10%



Unemployment Rate

Households By Income

The largest group: \$50,000 - \$74,999 (16.9%)

The smallest group: \$15,000 - \$24,999 (5.0%)

Indicator	Value	Difference	
<\$15,000	6.5%	-3.5%	
\$15,000 - \$24,999	5.0%	-2.9%	
\$25,000 - \$34,999	11.2%	+2.4%	
\$35,000 - \$49,999	13.9%	+1.5%	
\$50,000 - \$74,999	16.9%	-0.3%	
\$75,000 - \$99,999	12.4%	+0.7%	
\$100,000 - \$149,999	14.3%	-0.8%	
\$150,000 - \$199,999	9.4%	+2.3%	
\$200,000+	10.4%	+0.5%	

Bars show deviation from Travis County

Area Map | Barton Hills

