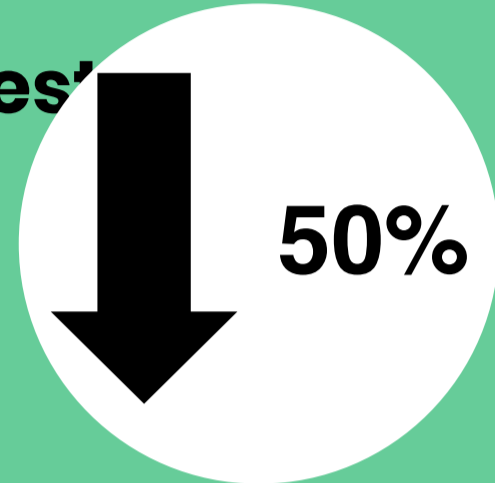


Comparative Demographics | Barton Creek West vs. Austin

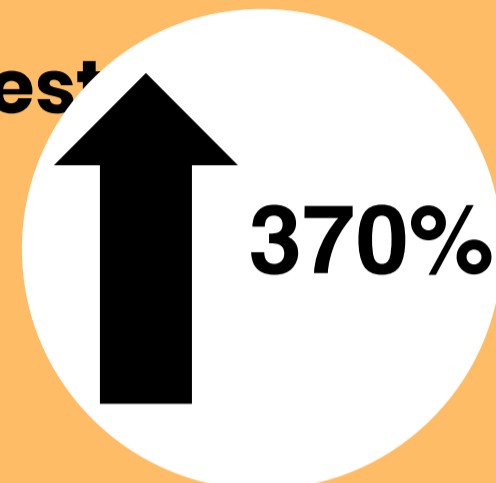
ANNUAL POPULATION GROWTH

Barton Creek West
50% LOWER
than
Austin



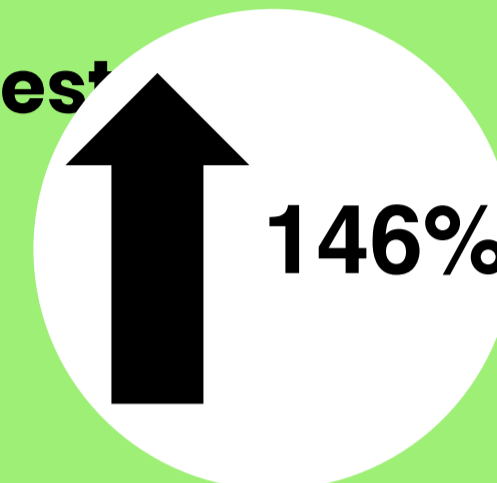
% HOME VALUES \$500,000+

Barton Creek West
370% HIGHER
than
Austin



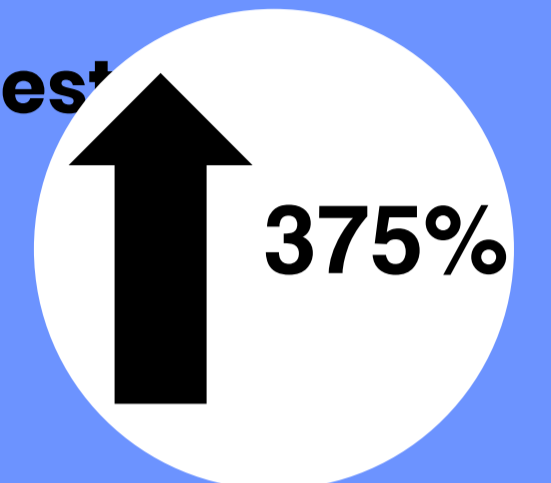
% HOUSEHOLD INCOMES \$100,000+

Barton Creek West
146% HIGHER
than
Austin



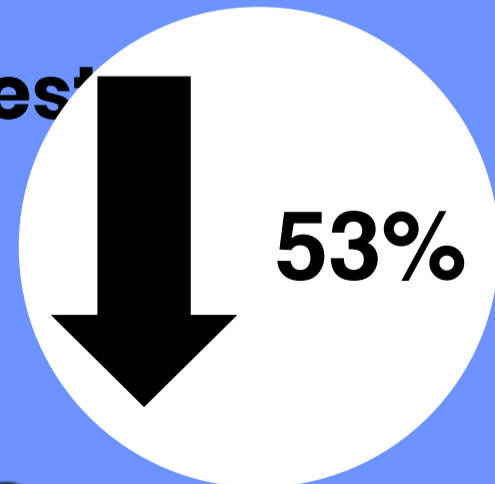
% HOUSEHOLD NET WORTH \$500,000+

Barton Creek West
375% HIGHER
than
Austin



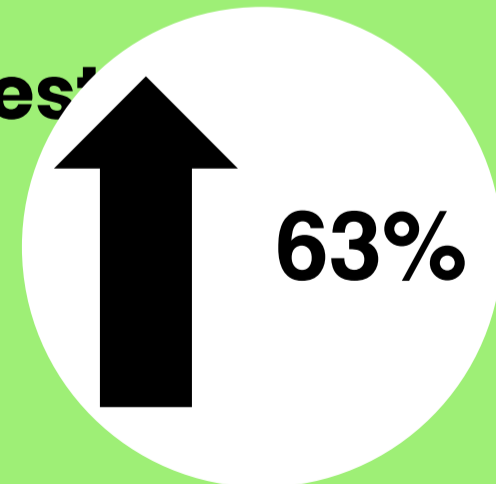
CRIME INDEX

Barton Creek West
53% LOWER
than
Austin



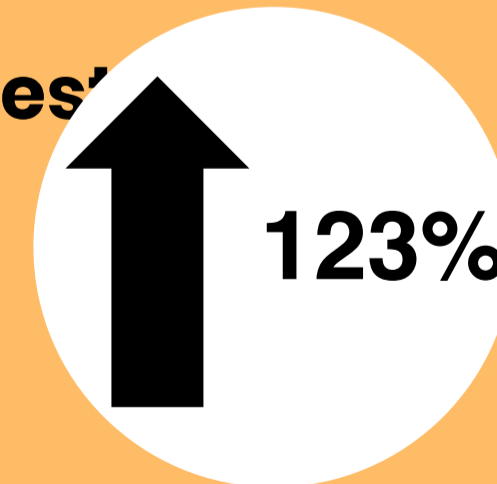
% ADULTS AT LEAST BACHELOR'S DEGREE

Barton Creek West
63% HIGHER
than
Austin



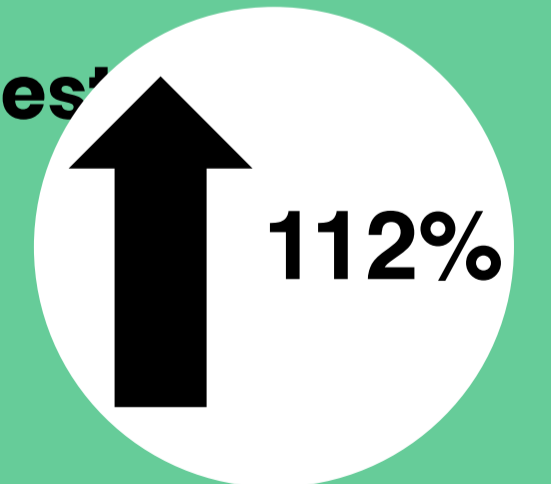
% HOMES WITH CHILDREN

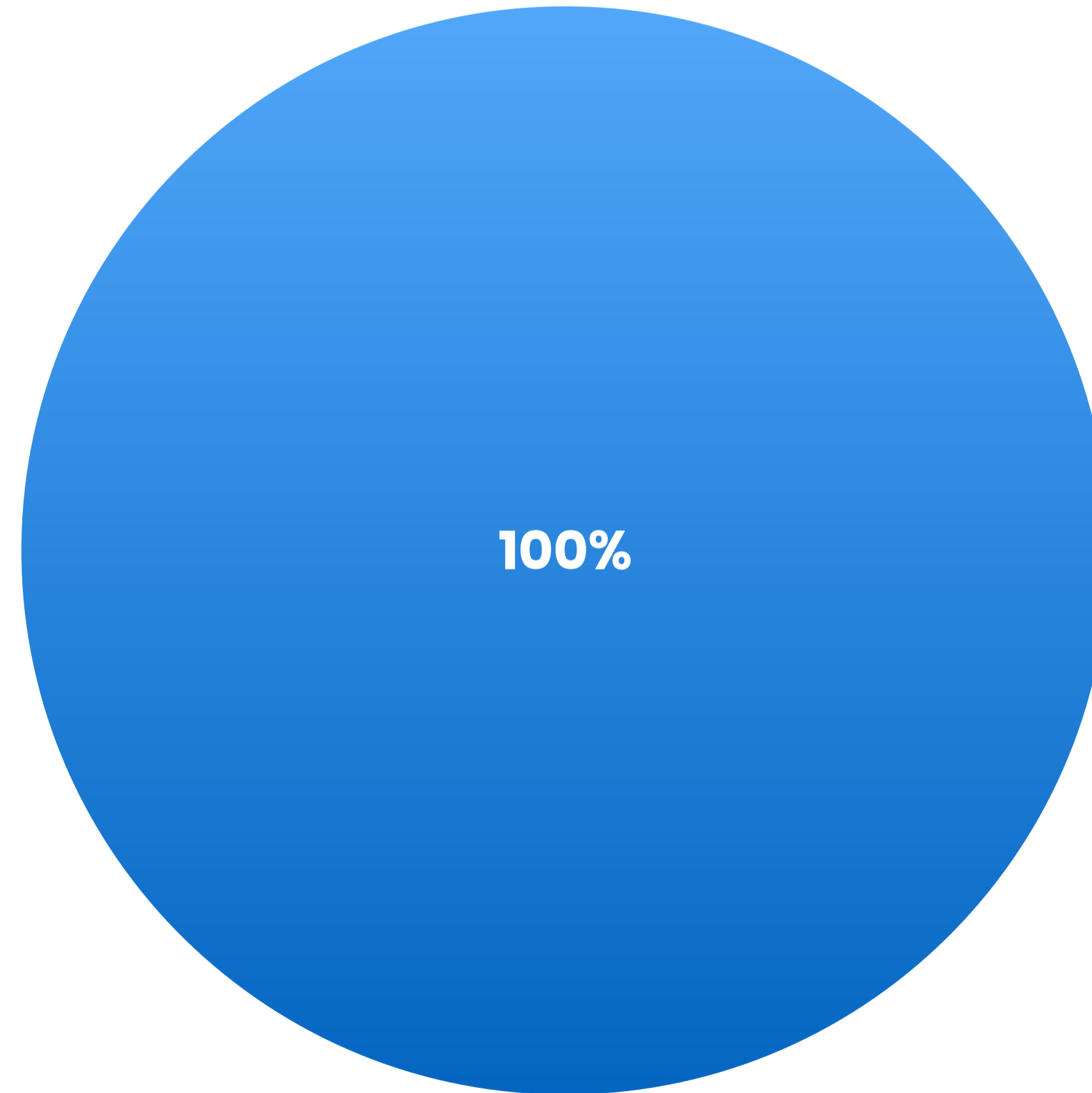
Barton Creek West
123% HIGHER
than
Austin



% HOMES OWNER OCCUPIED

Barton Creek West
112% HIGHER
than
Austin





100% Professional Pride

3.1 avg. household size

41 median age

Well educated

Invest in stocks

Long commutes

Over 80% married

Latest home trends

Infographics | Barton Creek West

KEY FACTS

1,028

Population



Average Household Size

40.8

Median Age

\$200,001

Median Household Income

EDUCATION

1%

No High School Diploma



6%

High School Graduate



13%

Some College



80%

Bachelor's/Grad/Prof Degree

BUSINESS



19

Total Businesses



182

Total Employees

EMPLOYMENT



89%

White Collar

5%

Blue Collar



6%

Services



Unemployment Rate

INCOME



\$200,001

Median Household Income



\$67,416

Per Capita Income



\$500,001

Median Net Worth

Households By Income

The largest group: \$200,000+ (52.8%)

The smallest group: \$15,000 - \$24,999 (1.0%)

Indicator	Value	Difference	
<\$15,000	1.6%	-8.4%	<div style="width: 100%; height: 10px; background-color: #008000;"></div>
\$15,000 - \$24,999	1.0%	-6.9%	<div style="width: 100%; height: 10px; background-color: #008000;"></div>
\$25,000 - \$34,999	1.6%	-7.2%	<div style="width: 100%; height: 10px; background-color: #008000;"></div>
\$35,000 - \$49,999	3.9%	-8.5%	<div style="width: 100%; height: 10px; background-color: #008000;"></div>
\$50,000 - \$74,999	6.9%	-10.3%	<div style="width: 100%; height: 10px; background-color: #008000;"></div>
\$75,000 - \$99,999	4.9%	-6.8%	<div style="width: 100%; height: 10px; background-color: #008000;"></div>
\$100,000 - \$149,999	13.1%	-2.0%	<div style="width: 100%; height: 10px; background-color: #008000;"></div>
\$150,000 - \$199,999	14.1%	+7.0%	<div style="width: 100%; height: 10px; background-color: #000080;"></div>
\$200,000+	52.8%	+43.0%	<div style="width: 100%; height: 10px; background-color: #000080;"></div>

Bars show deviation from Travis County

Area Map | Barton Creek West

